


AIRTREND Ltd.
Predstavništvo u Beogradu
Kumanovska 14
11000 Beograd
Tel: 011 3836886, 3085740
Faks: 011 3444113
e-mail: gobrid@eunet.rs
web: www.airtrend.rs

Nozzle diffuser DYVZ / Supply air unit DYVB

TECHNICAL DATA





DYVZ



DYVB (DYVZ + ATVA)

The DYVB is a quiet wall mounted supply air unit that consists of a nozzle diffuser DYVZ and a plenum box ATVA. The diffuser has adjustable nozzles for the setting of an optional diffusion pattern. The DYVB has very good mixing properties and can cope with large under-temperatures.

QUICK SELECTION

Nozzle diffuser DYVZ with connection box ATVA (50 Pa).

Connection from the rear

Size DYVB-	Connection ATVA inlet, mm	Air flow l/s (m ³ /h) at sound level		
		25 dB(A)	30 dB(A)	35 dB(A)
100-1	100	16	26 (94)	39
125-1	125	20	31 (112)	52
160-1	160	34	47 (169)	71
200-1	200	40	60 (216)	85

Connection from the side

Size DYVB-	Connection ATVA inlet, mm	Air flow l/s (m ³ /h) at sound level		
		25 dB(A)	30 dB(A)	35 dB(A)
100-2	100	12	16 (58)	40
125-2	125	16	22 (79)	53
160-2	160	21	32 (115)	66
200-2	200	31	62 (232)	80

PRODUCT DATA

- Easy to install and adjust
- Low sound level
- Adjustable diffusion pattern
- Choice of diffusion directions
- Four sizes: 100, 125, 160 and 200 mm
- Plenum box ATVA with patented measurement and adjustment damper (ZAEF)
- The damper is easily removable without changing the settings

PRODUCT CODE EXAMPLE

Bundle code:

Supply air unit **DYVB-200-1**

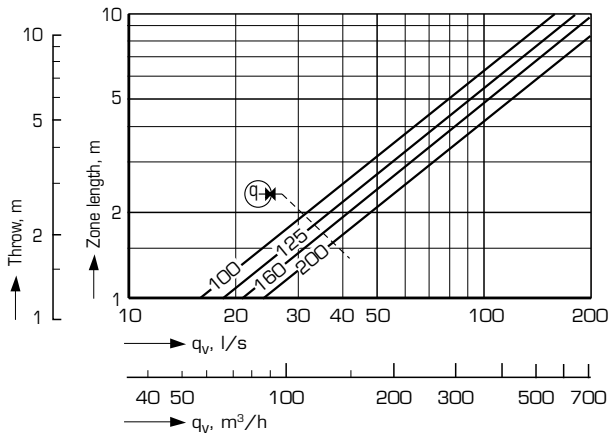
Ordering codes:

Nozzle diffuser **DYVZ-200**

Plenum box **ATVA-200-1**

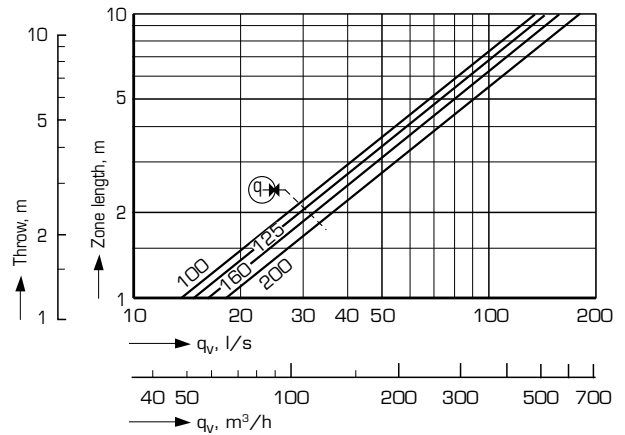
AIR FLOW, THROW, PRESSURE DROP, SOUND LEVEL

THROW - NORMAL DIFFUSION PATTERN



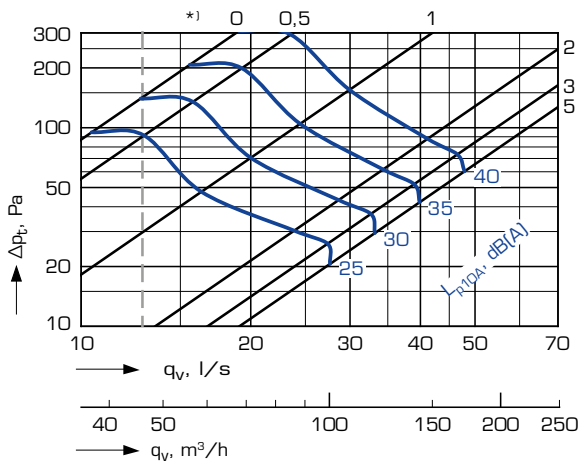
The graphs apply for nozzle air diffuser DYVB installed with its upper edge 200 mm from the ceiling. Closer positioning to the ceiling increases the throw.

THROW - CONCENTRATED DIFFUSION PATTERN



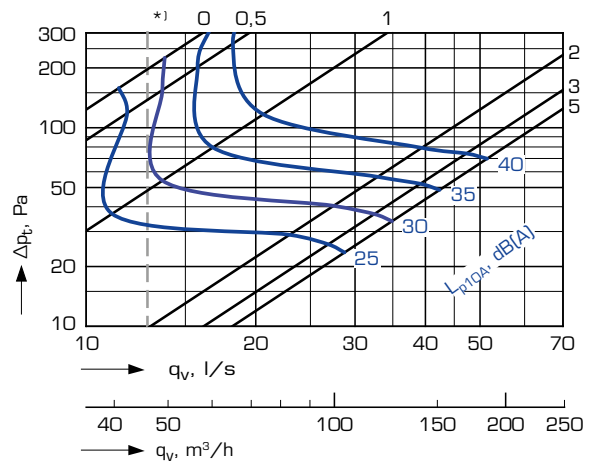
The throw and zone length are shown for two cases: normal diffusion pattern (delivery execution) and 1-way concentrated diffusion pattern.

DYVB-100-1 WITH CONNECTION FROM THE REAR



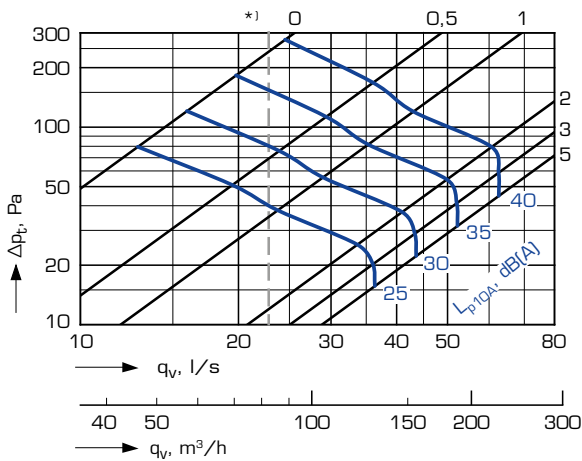
--- Min. airflow required to obtain sufficient measuring pressure.

DYVB-100-2 WITH CONNECTION FROM THE SIDE

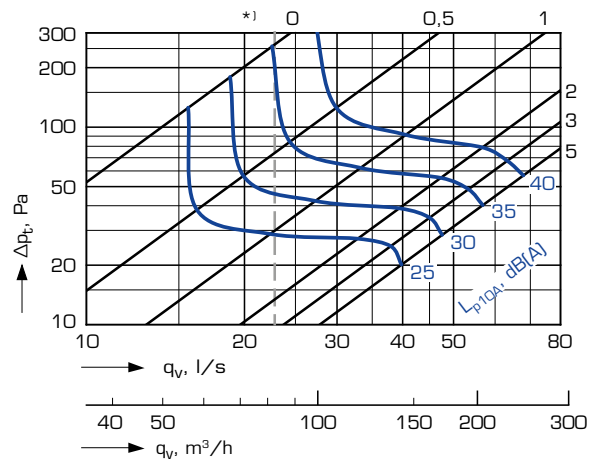


AIR FLOW, PRESSURE DROP, SOUND LEVEL

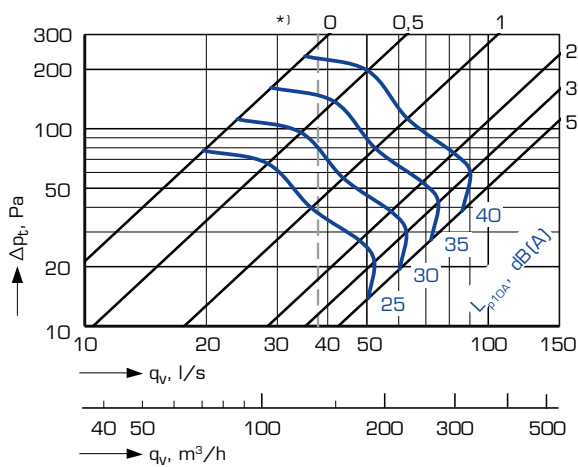
DYVB-125-1 WITH CONNECTION FROM THE REAR



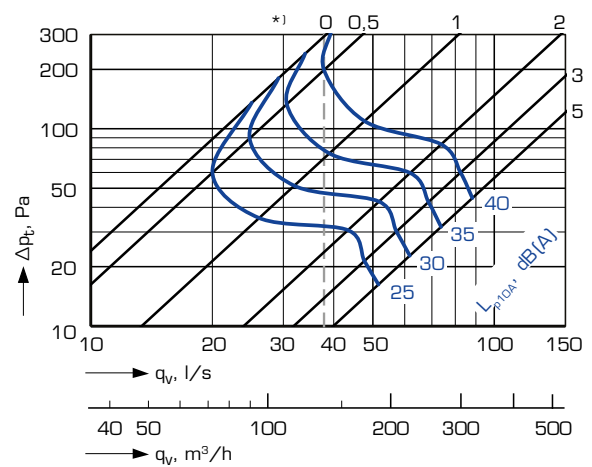
DYVB-125-2 WITH CONNECTION FROM THE SIDE



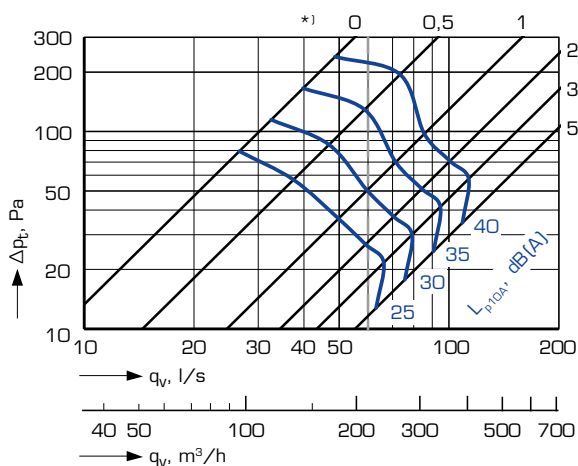
DYVB-160-1 WITH CONNECTION FROM THE REAR



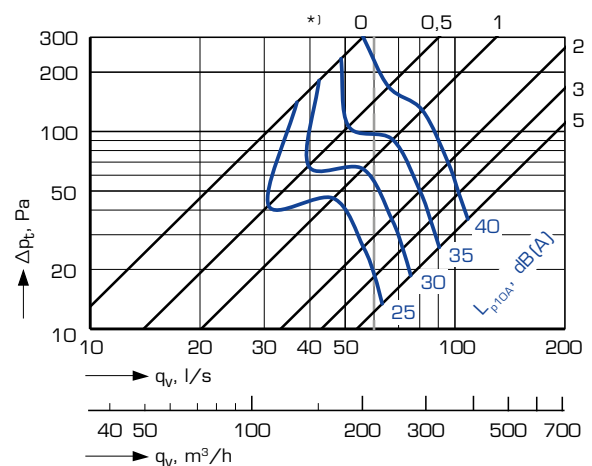
DYVB-160-2 WITH CONNECTION FROM THE SIDE



DYVB-200-1 WITH CONNECTION FROM THE REAR



DYVB-200-2 WITH CONNECTION FROM THE SIDE



- - - Min. airflow required to obtain sufficient measuring pressure.

ACOUSTIC DATA

SOUND POWER LEVEL L_W

Connection from the rear

DYVB	Correction of sound level K (dB)							
	63	125	250	500	1000	2000	4000	8000
100-1	8	2	8	3	-4	-8	-12	-13
125-1	8	1	6	3	-3	-6	-12	-16
160-1	7	2	7	3	-2	-8	-13	-17
200-1	4	3	7	3	-3	-9	-14	-16
Tolerance ±	6	3	2	2	2	2	2	3

Connection from the side

DYVB	Correction of sound level K (dB)							
	63	125	250	500	1000	2000	4000	8000
100-2	9	3	8	2	-2	-9	-11	-12
125-2	6	1	6	2	-1	-7	-11	-16
160-2	5	3	6	2	-2	-6	-10	-14
200-2	4	4	5	4	-2	-8	-12	-15
Tolerance ±	6	3	2	2	2	2	2	3

Sound power levels by octave bands are obtained by adding to total sound pressure level L_{p10A} dB(A), the correction K_{oct} presented in the table according to the following formula:

$$L_W = L_{p10A} + K_{oct}$$

Correction K_{oct} is average value in range of use of the device.

SOUND ATTENUATION ΔL

DYVB	Sound attenuation (dB)							
	63	125	250	500	1000	2000	4000	8000
100	20	15	5	5	9	6	5	8
125	21	12	4	7	7	5	4	6
160	18	12	3	5	2	1	3	5
200	13	7	4	5	5	4	4	7
Tolerance ±	6	3	2	2	2	2	2	3

The average sound attenuation ΔL from duct to room including the orifice attenuation of the connecting duct in wall installation, is obtained in the table above.

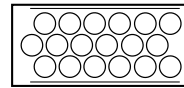
More technical data can be found in our selection tool. Contact our nearest sales office for further information.

AIR STREAM DEFLECTION AND NUMBER OF NOZZLES

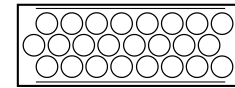
AIR STREAM DEFLECTION - NOZZLE ADJUSTMENT

Throw	Normal	Concentrated
$b_v = L_{0,2} \times$	0,1	0,1
$b_h = L_{0,2} \times$	1,0	0,7

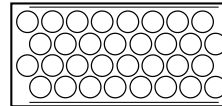
NUMBER OF NOZZLES



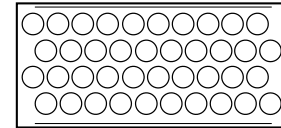
DYVZ-100



DYVZ-125



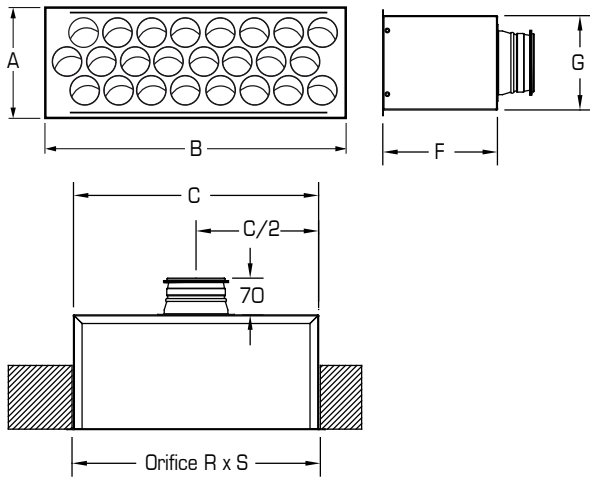
DYVZ-160



DYVZ-200

DIMENSIONS AND WEIGHTS

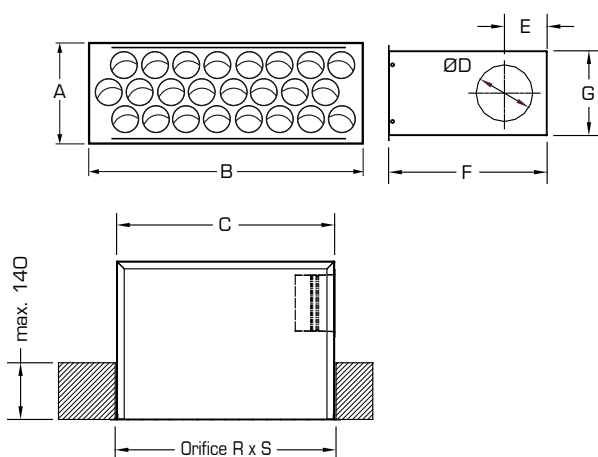
CONNECTION FROM THE REAR



Size	A (mm)	B (mm)	C (mm)	ØD (mm)	F (mm)	G (mm)
100	195	437	385	99,3	180	149,5
125	195	537	485	124,3	180	149,5
160	245	537	485	159,3	200	199,5
200	295	637	585	199,3	220	249,5

Size	R (mm)	S (mm)	Weight (kg)
100	390	155	2,4
125	490	155	2,9
160	490	205	3,5
200	590	255	4,5

CONNECTION FROM THE SIDE



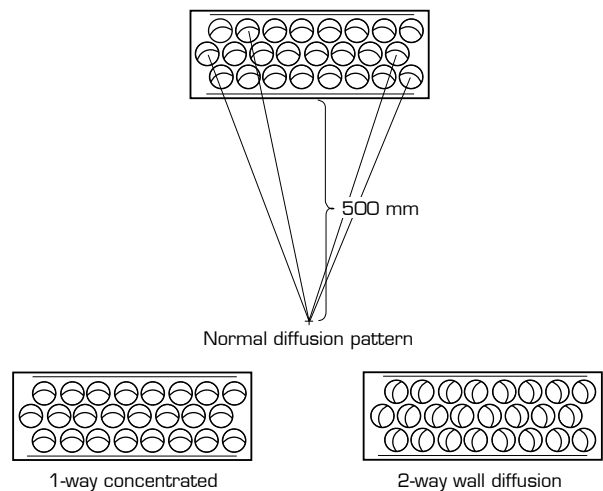
Size	A (mm)	B (mm)	C (mm)	ØD (mm)	E (mm)	F (mm)	G (mm)
100	195	437	385	100	74	280	149,5
125	195	537	485	125	86	305	149,5
160	245	537	485	160	104	340	199,5
200	295	637	585	200	124	380	249,5

Size	R (mm)	S (mm)	Weight (kg)
100	390	155	3,0
125	490	155	3,8
160	490	205	4,5
200	590	255	5,9

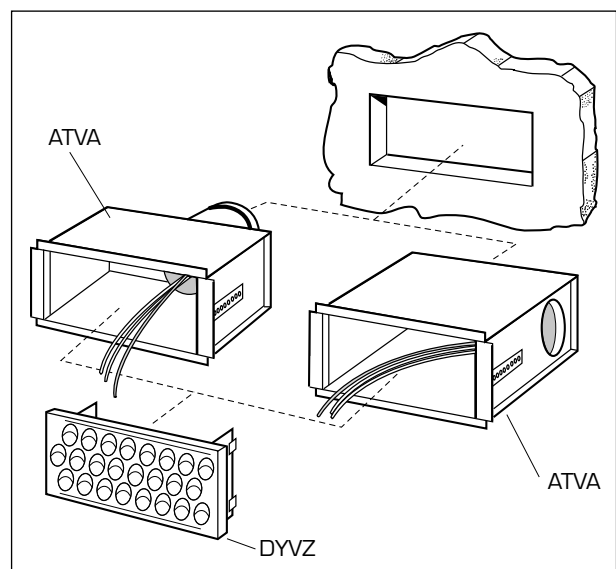
DIFFUSION PATTERN AND PRODUCT SUMMARY

ADJUSTABLE DIFFUSION PATTERN

The diffuser with its nozzles has an infinite number of possible settings. The nozzle diffusers are supplied with the nozzles set for a normal diffusion pattern, see the figure below. We also recommend, in addition to the delivery execution, the following possible basic settings: 1-way concentrated and 2-way wall diffusion. Individual settings are also possible.



PRODUCT SUMMARY



GENERAL

EXECUTION AND FUNCTION

DYVB is a quiet wall mounted supply air unit that consists of a nozzle diffuser DYVZ and a plenum box ATVA. The diffuser has adjustable nozzles for the setting of an optional diffusion pattern. The design of the nozzles gives very good mixing of the room air (high induction). The nozzles are rotatable and offer the possibility of changing the diffusion pattern and the diffusion direction for adaptation to the actual installation and device position.

The ATVA plenum box features an extremely quiet patented measurement and adjustment damper for multipoint measuring with balanced and accurate values. The adjustment handle of the measurement and adjustment damper has a position indicator and a locking device. The measurement and adjustment damper can be easily removed for inspection and cleaning without changing the setting. Duct connection from the side or from the rear.

MATERIAL AND SURFACE FINISH

Both the diffuser and plenum box are made from steel sheet. The diffuser is powder-coated for a high surface finish. The standard colour is RAL 9010. Other diffuser colours are available on special order. The nozzles are made of white plastic and have antistatic treatment.

INSTALLATION, ADJUSTMENT AND MAINTENANCE

The instructions for installation, adjustment and maintenance are available at www.flaktgroup.com. The k-factors for supply air are also provided on the plenum box.

TECHNICAL DATA AND DIMENSIONING

The indicated sound pressure levels dB(A) are applicable for 10 m² room absorption.

The throw of $I_{0,2}$ is measured for isothermal injection. The recommended maximum under temperature is 12 °C.

For complete design details, please see the FläktGroup product selection program. The program can be found on the Internet at www.flaktgroup.com.

DESCRIPTIVE TEXT

The DYVB supply air unit by FläktGroup is intended for wall mounting and consists of a nozzle diffuser DYVZ and a plenum box ATVA. The DYVZ has adjustable nozzles. The ATVA plenum box includes a quiet, easily removable measurement and adjustment damper (ZAEF).

PRODUCT CODE

Nozzle diffuser with connection box

DYVB-aaa-b

Size (aaa)

100, 125, 160, 200

Connection (b)

1 = from the rear
2 = from the side

Nozzle diffuser

DYVZ-aaa

Nozzle diffuser, special colour

DYVZ-aaa-E

Size (aaa)

100, 125, 160, 200

Connection box

ATVA-aaa-b

Size (aaa)

100, 125, 160, 200

Connection alternatives (b)

1 = from the rear
2 = from the side

EXCELLENCE IN SOLUTIONS

FläktGroup is the European market leader for smart and energy efficient Indoor Air and Critical Air solutions to support every application area. We offer our customers innovative technologies, high quality and outstanding performance supported by more than a century of accumulated industry experience. The widest product range in the market, and strong market presence in 65 countries worldwide, guarantee that we are always by your side, ready to deliver Excellence in Solutions.

PRODUCT FUNCTIONS BY FLÄKTGROUP

Air Treatment | Air Movement | Air Diffusion | Air Distribution | Air Filtration
Air Management & ATD's | Air Conditioning & Heating | Controls | Service

» Learn more on www.flaktgroup.com
or contact one of our offices